

# City of Farmington



Capital Improvement Program FY 2027-2032

# Table of Contents

Planning Commission Members & Steering Committee	1
Planning Commission Resolution	2
Transmittal Letter	3
Introduction	4-5
Executive Summary	6-9
Capital Improvement Program by Category	
Buildings and Grounds	10
Drain System	11
Land Acquisition and Redevelopment	12-13
Parking Lots	14-15
Recreation and Culture	16
Roads	17-18
Sidewalks and Streetscapes	19
Vehicles and Equipment	20
Water and Sewer Systems	21

Appendix A: Schedule of Capital Improvement Projects

## Planning Commission Members

Geof Perrot  
Chair

Miriam Kmetzo  
Vice Chair

Daniel Westendorf  
Secretary

Kenneth Crutcher

DeWayne Gray

Steven Majoros

Julia Mantey

## Steering Committee

### Organization Representatives

Steven Majoros  
Planning Commission Representative

Johnna Balk  
City Council Representative

Jessica Westendorf  
Downtown Development Authority  
Representative

Randy O'Neill  
Corridor Improvement Authority  
Representative

### City Staff

David M. Murphy  
City Manager

Christopher M. Weber  
Planning and Building Department  
Director

Paul (Bob) Houhanisin  
Director of Public Safety

Joshua Leach  
Superintendent of Public Works

Jaime Pohlman  
Director of Finance & Administration

CITY OF FARMINGTON  
OAKLAND COUNTY, MICHIGAN

**PLANNING COMMISSION RESOLUTION**

A regular meeting of the Planning Commission of the City of Farmington, Oakland County Michigan, was held on March 9, 2026 at City Hall, 23600 Liberty Street, Farmington, Michigan 48335: The following resolution was offered by Planning Commission member XXXXX and supported by XXXXX.

WHEREAS, adhering to Michigan P.A. 33 of 2008 and Farmington City Code section 23-39, a Capital Improvement Program (CIP) shall be created for the ensuing six years; and

WHEREAS, the CIP will further the goals of the City to promote the safety, well-being and general welfare of its residents; and

WHEREAS, the CIP is a road map for future funding and planning of capital improvement projects, not an appropriation of funds and;

WHEREAS, the City has created a number of plans to help guide the creation of a CIP, including, the Farmington Master Plan, the Farmington Recreation Master Plan, the Farmington Vision Plan, the Farmington Downtown Area Plan, the Downtown Master Plan, the Grand River Corridor Vision Plan, the Rouge River Nature Trail Project, and the Orchard Lake & 10 Mile Roads Intersection Report, and;

WHEREAS, the Capital Improvement Program Steering Committee was created to evaluate and finalize the CIP, and;

WHEREAS, appropriate stakeholders including the public, the Administration of the City of Farmington, the City Council, the Planning Commission, the Downtown Development Authority, the Grand River Corridor Improvement Authority, the Parking Committee, the Pathways Committee and the Steering Committee have developed a comprehensive list of potential capital improvement projects; and

WHEREAS, the components of the CIP have been subject to public hearing, review and a duly noticed full public hearing on March 9, 2026, therefore;

BE IT RESOLVED, the Capital Improvement Program presented for review on March 9, 2026, is adopted by the City of Farmington Planning Commission.

AYES: XXXXX

NAYS: XXXXX

ABSTENTIONS: XXXXX

## Transmittal Letter

City of Farmington

Planning Commission

March 9, 2026

To the residents of the City of Farmington and all interested parties,

The enclosed Capital Improvement Program (CIP) was created to comply with state and local laws and was adopted by the City Planning Commission on March 9, 2026. It is designed to do specifically two things: 1. Enhance public awareness of issues in the community that need to be addressed, and show the residents that the City is actively working towards remedying them; and 2. Increase transparency and efficiency in the budget process.

The CIP is a resource that examines large expenditure capital projects that the City, the residents, and the Planning Commission have identified as improvements of need for safety, usability, or future planning purposes. For each project the plan recognizes a source of funding, and a desired window of completion. Having a comprehensive list of this kind is critical to effective financial and land use planning. This year's CIP identifies a total of 121 projects totaling \$49,789,624.

The CIP is not a plan of projects to be completed; rather it is a list of all potential projects, so that inventory of costs, funding sources and timelines can be easily seen and planning can be accomplished in a proper and logical manner.

Several entities were integral to creating the finalized CIP. They are, the public, the administration of the City of Farmington, the City Council, the Downtown Development Authority, the Grand River Corridor Improvement Authority, the Parking Committee, the Pathways Committee and the Steering Committee. The CIP was developed with their input over the course of several months and with great dedication.

Under the authority and direction of the Michigan Planning Enabling Legislation (Public Act 33 of 2008), The City of Farmington's Planning Commission is pleased to present the Capital Improvement Program FY2027-2032.

Respectfully Submitted,

The City of Farmington Planning Commission

# Introduction

## What is a Capital Improvement Program (CIP)?

A Capital Improvement Program (CIP) is a short-term plan for identifying and categorizing large and/or very expensive projects. Like a household's budgeting plan for big-ticket items, a CIP is a city's plan to find funding for projects that cannot be accomplished in one year.

A "Capital Improvement" for the City's purposes here is any improvement that is at least one of the following:

- A purchase or improvement of a facility, system, infrastructure, or piece of equipment that costs \$10,000 or more, with an expected service life of more than 1 year
- Is a non-recurring expenditure
- Is a study that leads to such purchases

## CIP vs City Budget

A CIP is not the same as a city budget. A city budget appropriates funds, a CIP is merely an identification of projects. The CIP assists City Council and the City Administration by having a comprehensive list of projects that need to be accomplished. This list helps prioritize and plan for the budget year after year. A CIP cannot spend funds on projects, rather, its purpose is to examine each of the projects in detail and determine estimated costs, timelines and funding sources for each project.

## Why Create a CIP?

A CIP is required by state law and City Ordinance. The state law statute is the [Michigan Planning Enabling Act, Act 33 of 2008](#). Section 65 reads, "To further the desirable future development of the local unit of government under the master plan, a planning commission, after adoption of a master plan, shall annually prepare a capital improvements program of public structures and improvements, unless the planning commission is exempted from this requirement by charter or otherwise."

Additionally, Farmington City Code requires a Capital Improvement Plan. [Section 23-39](#) of the Farmington City code states, "The planning commission shall annually prepare a capital improvements program of public structures and improvements, showing those structures and improvements in general order of their priority, for the following six-year period, in accordance with the Michigan Planning Enabling Act, Public Act 33 of 2008, MCL 125.3801 et seq."

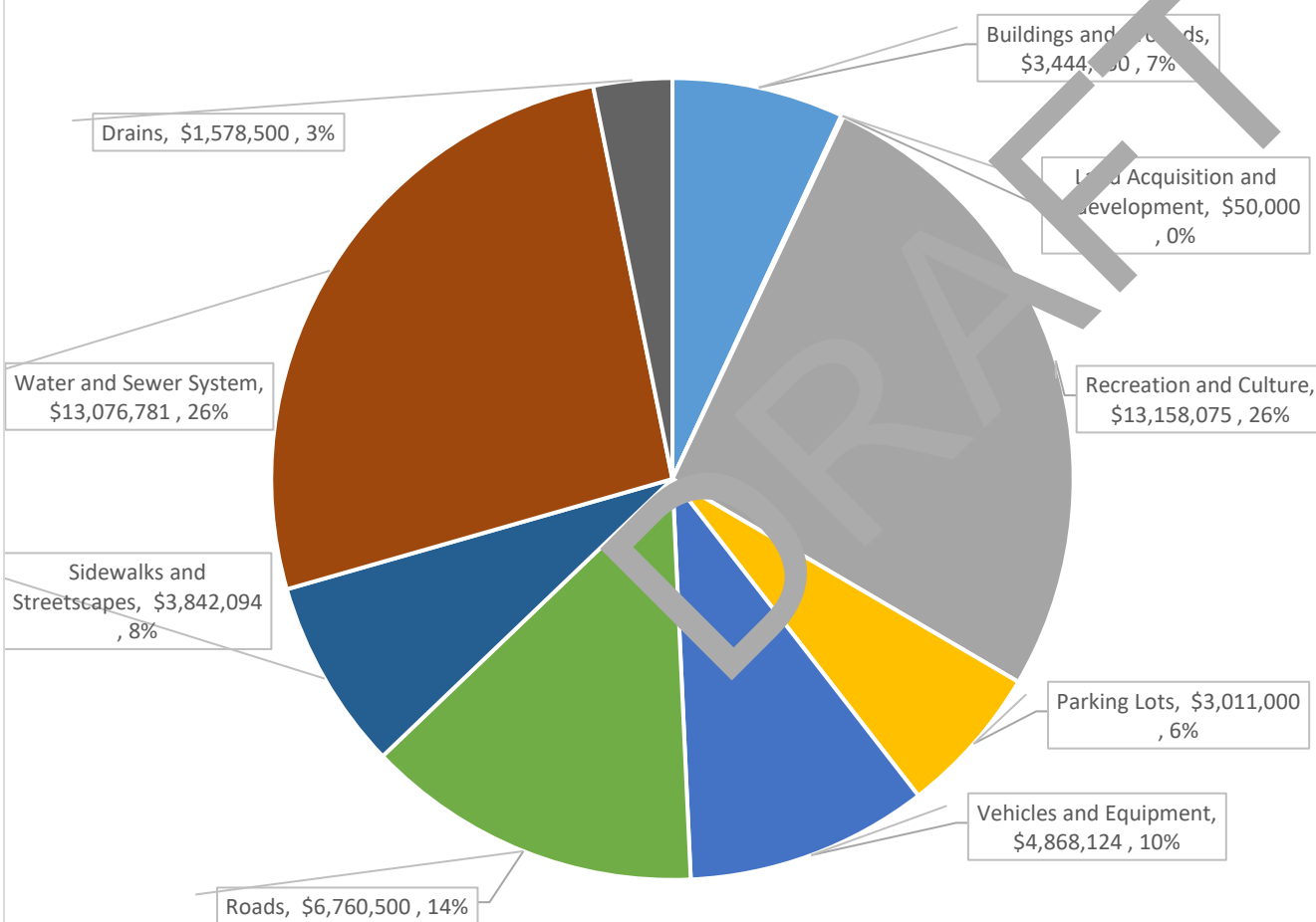
## Benefits of the CIP

There are many benefits to creating a CIP. Because a CIP is a list of all projects the City has identified, it enables proper planning in a logical manner. A well-executed CIP program has many benefits, including:

- Calling attention to community deficiencies and providing a means to correct them
- Identifying long-term and short-term expenditures, which greatly improves the budgeting process and efficiency
- Enhancing the ability to secure grants, reducing the taxpayer burden
- Increasing the likelihood of departmental inter-governmental cooperation, improving continuity and reducing costs
- Encouraging efficient governance

# Executive Summary

2027-2032 Project Total



## Quick View

Total Projects:	121
Total Value:	\$49,789,624
Projects \$ by Year:	
2027	\$8,044,715
2028	\$14,926,939
2029	\$8,526,740
2030	\$6,607,289
2031	\$8,532,131
2032	\$3,151,810



# Executive Summary



## Significant Projects Added Include:

- |   |  |
|---|--|
| <ul style="list-style-type: none"> <li>• \$632,000 – Drake Road Sidewalk, Shiawassee and Orchard Lake Intersections, Gill RFB</li> <li>• \$120,000 – Tractor</li> <li>• \$250,000 – Oakland and Drake Heights Concrete Patch</li> <li>• \$2,658,000 – 9Line Pathway</li> <li>• \$2,458,000 – Warner Mansion Event Center</li> </ul> | <ul style="list-style-type: none"> <li>• \$270,000 – Various Public Safety Equipment</li> <li>• \$100,000 – Grand River Traffic Study</li> <li>• \$100,000 – Grand River Pedestrian Islands</li> <li>• </li> </ul> |
|---|--|

## Significant Projects Completed or Scheduled to be Completed Include:

- |   |  |
|---|--|
| <ul style="list-style-type: none"> <li>• \$13,000,000 Municipal Broadband Infrastructure</li> <li>• \$472,000 – Fitness Courts</li> <li>• \$200,000 – Thomas and School Street Sidewalk</li> <li>• \$500,000 – Warner Mansion Improvements</li> </ul> | <ul style="list-style-type: none"> <li>• \$640,000 – Salt Dome</li> <li>• \$1,000,000 – DPW Roof Replacement</li> <li>• \$380,800 – Caddell Drain</li> <li>• \$178,000 – DPW Vehicles and Equipment</li> </ul> |
|---|--|

## Program Summary

The CIP identified 121 projects across 9 different categories. Some will generate revenue for the City and others will not, but they will all benefit the City. The CIP is guided by the plans and policies that the City has in place, as well as studies, reports and public input. The following plans were used as a basis for this CIP:

- [City of Farmington Master Plan \(2020\)](#)
- [Recreation Master Plan \(2019\)](#)
- [Farmington Vision Plan \(2013\)](#)
- [Downtown Area Plan \(2015\)](#)
- [Grand River Corridor Vision Plan \(2022\)](#)
- [Orchard Lake & 10 Mile Roads Intersection Redesign Analysis \(2015\)](#)
- [Rouge River Nature Trail Project \(2016\)](#)
- [Downtown Master Plan \(2017\)](#)

These plans can be found on the City's website [www.farmgov.com](http://www.farmgov.com).

## Funding Sources

Various funding sources are needed to accomplish CIP projects, but not all will be completed. As is often the case, project totals exceed available funding. A large portion of the funding for the projects in the CIP comes from the City's General Fund. Additional major sources of funding include a voter-approved 3 mill levy; water and sewer rates for any water and sewer infrastructure projects; and, [Act 51](#) and a voter-approved 1.5 mill levy for roads. There are also grants, federal programs, public/private partnerships, and other sources that will help decrease the City's share of the costs.

Currently, the following resources are available on a yearly basis:

- \$850,000 for Capital Projects
- \$1,000,000 for Roads and Sidewalks
- \$400,000 for Water and Sewer
- \$200,000 for Department of Public Works Equipment
- \$50,000 for DDA Eligible Projects

## Project Prioritization

Projects are prioritized. Their prioritization is a result of several factors, including: need, funding status, citizen safety and well-being, and time restraints. As would be expected, the projects with the higher priority are likely to be accomplished earlier than those with lower priority. Items in the CIP are categorized in terms of priority. Ranked from low to high they are: Under Consideration → Desired, Not Necessary → Necessary, Long Term → Necessary, Short Term → Urgent.

## Capital Improvement Program

The Capital Improvement Program is broken down into nine categories:

- Buildings and Grounds
- Drain System
- Land Acquisition and Redevelopment
- Parking Lots
- Recreation and Culture
- Roads
- Sidewalks and Streetscapes
- Vehicles and Equipment
- Water and Sewer System

These categories each have the most notable projects listed as well as project values by year. To keep this document succinct, not all projects are listed. The full list of projects is in Appendix A. In addition, the appendix spreadsheet includes a total of 10 (ten) years of projects. This document will be updated annually to include new project ideas and remove those that have been completed or are deemed no longer to be necessary. This document is not a directive to spend money, only a tool to guide possible projects by showing their importance level, judged by the community. Not all projects will be completed. Some may never happen, others will.

# Buildings and Grounds

## Significant Building and Grounds projects include:

**Repair of City Hall and DPW Building** - City Hall and the DPW Building were constructed in the 1950's and 1960's. These buildings were last renovated in the 1990's and 1970's respectively. Both structures are in need of significant repairs including: new roofs, windows, HVAC systems, and ADA accessible entryways.



## Quick View

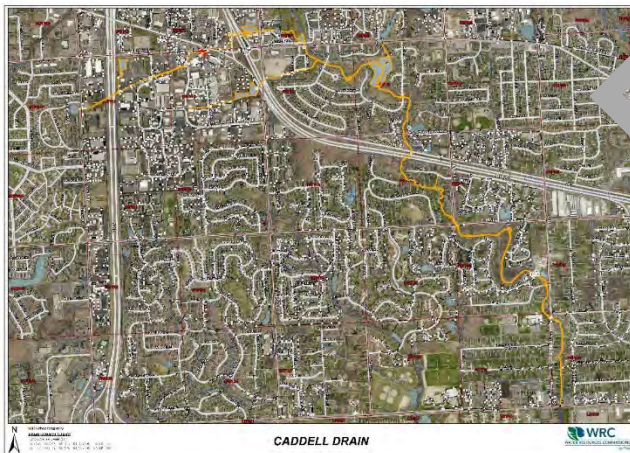
Total City owned Buildings:	13
Total Projects:	12
Total CIP:	\$3,444,550
Projected cost by year:	
2027	\$150,000
2028	\$40,300
2029	\$1,686,767
2030	\$757,483
2031	\$510,000
2032	\$300,000

# Drain System

## Significant Drains:

There are 2 County Drains that run through the City of Farmington – Caddell Drain and US-16 Drain. In addition, the City maintains multiple stormwater outfall to the Rouge River or tributaries to the Rouge, and many points of connection to Road Commission of Oakland County storm sewers on Farmington Road and Orchard Lake Road.

The next significant drain project being considered is to add a stormwater outfall at Orchard Street near Orchard Street/Farmington West



## Quick View

Total Projects:	2
Total CIP:	\$1,578,500
Projected cost by Year:	
2027	\$0
2028	\$59,500
2029	\$119,000
2030	\$0
2031	\$1,400,000
2032	\$0

# Land Acquisition and Redevelopment

## Significant Land Acquisition and Redevelopment projects include:

There are no significant land acquisition and redevelopment projects planned in the next 6 years. This plan includes \$50,000 to facilitate the purchase of small parcels of land in the City for use as public space or to enable redevelopment.

### Quick View

Total Projects:	1
Total CIP:	\$50,000
Projected cost by Year:	
2027	\$0
2028	\$50,000
2029	\$0
2030	\$0
2031	\$0
2032	\$0



# Land Acquisition and Redevelopment - Continued

## Significant Land Acquisition and Redevelopment projects include:

**Land Acquisition and Redevelopment** – Several studies have been completed in the last several years that have recommended an increase in the density of various commercial areas throughout the City. In order to increase densification, the City may have to purchase parcels in order to facilitate consolidation. These concepts are shown in detail in the Farmington Vision Plan, Downtown Area Plan, Downtown Master Plan, and Grand River Corridor Improvement Vision Plan. There are currently no specific land acquisition and redevelopment projects planned in the next 6 years. However, these types of projects are based on opportunities that may present themselves at any time. An example of the concept is shown below.



# Parking Lots

## Significant Parking Lot projects include:

The City owns or maintains 23 parking lots, driveways, and alley ways. Routine maintenance of these items is anticipated to cost approximately \$15,000 on an annual basis. Maintenance includes crack sealing, sealcoating, and striping. Occasional resurfacing is also required. Below is a map of City owned parking lots. The lots at Drake Park and the DPW Building are not shown.



## Quick View

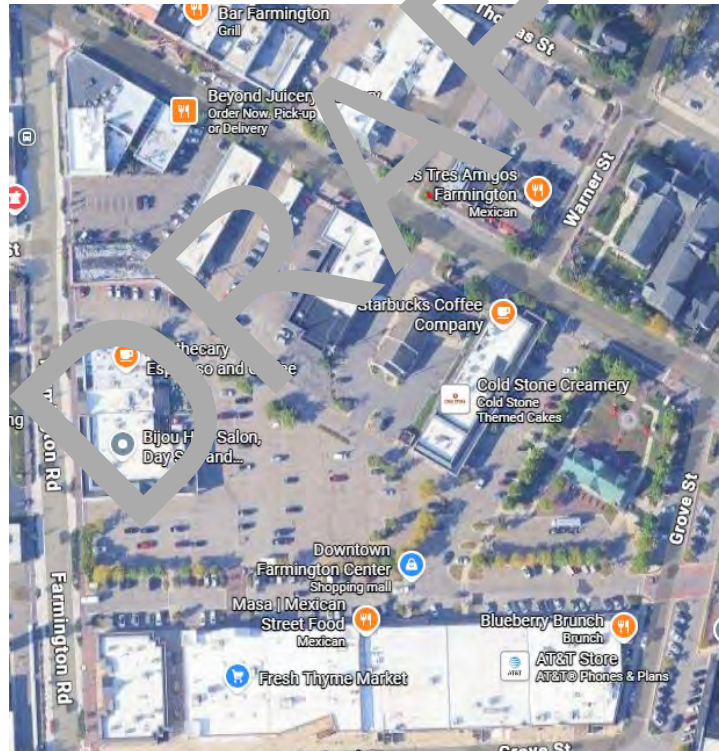
Total City owned	
Parking Lots:	7
Total Spaces:	779
Total Projects:	7
Total CIP:	\$3,011,000
Projected cost by year:	
2027	\$306,000
2028	\$1,522,000
2029	\$1,138,000
2030	\$14,000
2031	\$15,000
2032	\$16,000



# Parking Lots - Continued

## Significant Parking Lot projects include:

**Downtown Parking Lot Resurfacing** - The City's Downtown Parking Lot is scheduled for resurfacing in 2028. This project will be paid for with a combination of City and special assessment funds.



# Recreation and Culture

## Significant Recreation and Culture projects include:

**Shiawassee Park/Downtown Connection** – This plan includes \$5,984,375 to create an accessible pathway from the staircase to Shiawassee Park, east along the ridge, ending at the eastern bridge in Shiawassee Park. The project includes replacement of the eastern bridge and lookout locations along the path. The pathway will likely be paid for through City funds and grants. To date, the City has received \$2,100,000 in grant funding.



## Quick View

City Parks:	6
Total Area:	37.2
Total Projects:	36
Total CIP:	\$13,158,075

### Projected cost by year:

2027	\$725,750
2028	\$6,944,725
2029	\$635,000
2030	\$3,393,800
2031	\$1,448,800
2032	\$10,000

# Roads

The City levies property taxes of 1.5 mills for roads. This levy, together with Act 51 gas and weight taxes, provide funding to resurface all of the roads in the City of Farmington. Unlike many communities, the City does not special assess for road projects.

Each year, the City reviews and ranks all of their roads. These "Paser Ratings" are used by City Administration to select which roads to work on. In addition to the paser ratings, the City takes into account the water and sewer infrastructure under the roads and attempts to combine road and water and sewer projects in the most efficient manner possible.

## Quick View

Miles of Major Street roads in Farmington: 7.36

Miles of Local Street roads in Farmington: 26.35

Total Projects: 4

Total CIP: \$6,760,500


Projected cost by Year:

2027	\$1,710,500
2028	\$1,000,000
2029	\$1,000,000
2030	\$1,000,000
2031	\$1,000,000
2032	\$1,050,000

## Roads - Continued

### Significant Road projects include:

**Gill Road** – The CIP includes road repairs on Gill Road with concentrated work being done on both ends of Gill near Grand River and Freedom. The road will be narrowed in places to provide for traffic calming and improved pedestrian safety. This project will include replacement of water main on the southern portion of Gill Road. The cost of the project is estimated to be \$1,460,500 for the road and \$650,000 for the watermain.





# Sidewalks and Streetscapes

## Significant Sidewalks and Streetscapes projects include:

**Drake Road Sidewalk Addition, Orchard Lake and Shiawassee Intersection, and Gill Road Rapid Flashing Beacon**

– A Safe Streets Now Grant was received by the City to install new sidewalk on the west side of Drake Road, Update the sidewalk and signals at the Shiawassee and Orchard Lake Road intersections on both the east and west sides of the road, and install a rapid flashing beacon on Gill Road at Arundel.



## Quick View

Total CIP:	\$3,842,094
Total Projects:	17
Projected cost by Year:	
2027	\$305,000
2028	\$2,017,094
2029	\$410,000
2030	\$410,000
2031	\$365,000
2032	\$335,000

# Vehicles and Equipment

## Significant Vehicle and Equipment projects include:

**Ladder Truck** – The CIP contains \$1,800,000 for the purchase of a ladder truck. The City's current ladder truck was built in 1999, is experiencing frequent maintenance issues, and parts are difficult to find.



## Quick View

Total CIP: \$4,868,124

Total Projects: 34

Projected cost by Year:

2027	\$765,090
2028	\$2,502,000
2029	\$578,000
2030	\$223,034
2031	\$565,000
2032	\$235,000

# Water and Sewer System

## Significant Water and Sewer projects include:

**Water and Sewer Lines** – The City has approximately 50 miles of water lines and 50 miles of sewer lines. Typically, the City replaces or lines these pipes as road projects are completed.

The City is facing a critical challenge with its aging sanitary sewer system, a majority of which is over 75 years old. Recent unplanned repairs have cost \$614,000. The cost of an unplanned repair averages \$5,340 per foot, whereas a planned repair averages \$148 per foot. The City is planning to line sewers in the most difficult to access areas of the City, such as where the lines run through residents' backyards rather than under roads or in the front yard right of ways.



## Quick View

Total Projects:	8
Total CIP:	\$13,076,781
Projected cost by year:	
2027	\$4,082,375
2028	\$791,320
2029	\$2,959,973
2030	\$808,972
2031	\$3,228,331
2032	\$1,205,810

City of Farmington  
Capital Improvement Plan  
Appendix A  
Overview

Project Category	Project Name	Prioritization Rank	Funding Source					Prior Years City Cost	Future Cost	Fiscal Year Ended June 30						
			City	Fund	Outside	Outside Source	Total			2027	2028	2029	2030	2031	2032	2033-2036
1 Recreation and Culture	Shiawassee Park/Downtown Connection	Urgent	50%	GF	50%	Grant	\$ 5,984,375	\$ -	\$ 5,984,375	\$ 478,750	\$ 5,505,625					
2 Recreation and Culture	Farmington to Riley Park Non-Motorized Pathway	Necessary, Short Term	50%	DDA	50%	Grant	300,000	-	300,000	10,000	290,000					
3 Recreation and Culture	City-wide Connected Bike Path Study	Necessary, Short Term	50%	GF	50%	Grant	40,000	-	40,000		40,000					
4 Parking Lots	Additional Surface Parking	Necessary, Short Term	100%	DDA	0%	N/A	1,000,000	-	1,000,000			1,000,000				
5 Recreation and Culture	Old Farmington Road Bridge Removal/Replacement	Necessary, Short Term	100%	GF	0%	N/A	350,000		350,000		350,000					
6 Vehicles and Equipment	SMART Cities Initiatives	Necessary, Short Term	100%	GF	0%	N/A	100,000	-	100,000	100,000						
7 Sidewalks and Streetscapes	Conversion of Downtown Decorative Streetlights to LED	Necessary, Short Term	90%	DDA	10%	Rebate	150,000	-	150,000	30,000	30,000	30,000	30,000	30,000		
8 Recreation and Culture	Transportation Study	Necessary, Short Term	100%	CIA	0%	N/A	100,000		100,000	100,000						
9 Recreation and Culture	East Grand River Streetscape Plan	Necessary, Short Term	100%	CIA	0%	N/A	30,000	-	30,000		30,000					
10 Land Acquisition and Redevelopment	City Hall Renewal	Necessary, Long Term	100%	GF	0%	N/A	9,000,000	-	9,000,000							9,000,000
11 Land Acquisition and Redevelopment	Strategic Land Acquisition - Long Term	Necessary, Long Term	100%	GF	0%	N/A	1,500,000	-	1,500,000							1,500,000
12 Recreation and Culture	Shiawassee Park Comprehensive Improvements	Necessary, Long Term	50%	GF	50%	Grant	1,500,000	-	1,500,000							1,500,000
13 Drains	Storm Interceptor Orchard Street/Farmington West Near Sidecar	Necessary, Long Term	100%	GF	0%	N/A	1,400,000	-	1,400,000					1,400,000		
14 Recreation and Culture	9 Mile Pathway	Necessary, Long Term	50%	GF	50%	Grants	2,658,800	-	2,658,800		30,000	400,000	960,000	1,268,800		
15 Water and Sewer System	Construction of Additional Watermain Crossing Grand River	Desired, Not Necessary	100%	WS	0%	N/A	2,000,000	-	2,000,000							2,000,000
16 Recreation and Culture	Warner Mansion Event Center	Desired, Not Necessary	50%	CIA	50%	Grant	2,458,000		2,458,000			150,000	2,308,000			
17 Roads	Grand River East Entrance/Gateway	Desired, Not Necessary	100%	CIA	0%	N/A	50,000	-	50,000						50,000	
18 Land Acquisition and Redevelopment	Grand River and Violet Property Redevelopment Facilitation	Desired, Not Necessary	100%	CIA	0%	N/A	50,000	-	50,000		50,000					
19 Recreation and Culture	CIA Rouge River Nature Trail/Park Assessment	Desired, Not Necessary	50%	GF	50%	DNR Grant	29,500	-	29,500							29,500
20 Sidewalks and Streetscapes	Grand River East Focus Area Improvement Study	Desired, Not Necessary	100%	GF	0%	N/A	100,000	-	100,000		100,000					
21 Sidewalks and Streetscapes	Grand River West Focus Area Improvement Study	Desired, Not Necessary	100%	GF	0%	N/A	50,000	-	50,000				50,000			
22 Sidewalks and Streetscapes	Farmington Road South Focus Area Improvement Study	Desired, Not Necessary	100%	GF	0%	N/A	50,000	-	50,000			50,000				
23 Sidewalks and Streetscapes	Sidewalk Improvements: Grand River West of Farmington Road; Thomas S	Desired, Not Necessary	100%	DDA	0%	N/A	200,000	-	200,000							200,000
24 Sidewalks and Streetscapes	Grand River Sidewalk Improvements - Drake to Halstead	Desired, Not Necessary	50%	GF	0%	N/A	500,000	-	500,000							500,000
25 Parking Lots	Private/Public Parking Structure	Desired, Not Necessary	20%	DDA	80%	Developer	8,050,000	-	8,050,000							8,050,000
26 Sidewalks and Streetscapes	Grand River Streetscape - Farmington to Oakland	Desired, Not Necessary	100%	DDA	0%	N/A	865,950	-	865,950							865,950
27 Sidewalks and Streetscapes	Grand River Streetscape - Grove to Mayfield	Desired, Not Necessary	100%	DDA	0%	N/A	1,331,700	-	1,331,700							1,331,700
28 Sidewalks and Streetscapes	Grand River Streetscape - Mayfield to Power	Desired, Not Necessary	100%	CIA	0%	N/A	2,029,290	-	2,029,290							2,029,290
29 Sidewalks and Streetscapes	Grand River Streetscape - Power to Brookdale	Desired, Not Necessary	100%	CIA	0%	N/A	2,029,290	-	2,029,290							2,029,290
30 Sidewalks and Streetscapes	Grand River Streetscape - Brookdale to Orchard Lake	Desired, Not Necessary	100%	CIA	0%	N/A	1,521,450	-	1,521,450							1,521,450
Buildings and Grounds	Building and Grounds Routine Capital Improvements	Various	Various	Various	Various	Various	7,517,112	-	7,367,112	150,000	40,300	1,686,767	757,483	510,000	300,000	4,072,562
Drains	Drains Routine Capital Improvements	Various	Various	Various	Various	Various	178,500	-	178,500	-	59,500	119,000	-	-	-	-



City of Farmington  
Capital Improvement Plan  
Appendix A  
Overview

Project Category	Project Name	Prioritization Rank	Funding Source					Prior Years		Fiscal Year Ended June 30						
			City	Fund	Outside	Source	Total	City Cost	Future Cost	2027	2028	2029	2030	2031	2032	2033-2036
Parking Lots	Parking Lot Routine Capital Improvements	Various	Various	Various	Various	Various	2,748,000	-	2,748,000	306,000	1,522,000	138,000	14,000	15,000	16,000	737,000
Recreation and Culture	Parks Routine Capital Improvements	Various	Various	Various	Various	Various	2,640,400	-	2,640,400	137,000	699,100	85,000	125,800	180,000	10,000	1,403,500
Roads	Major and Local Roads Routine Capital Improvements	Various	Various	STREET	Various	Various	10,710,500	-	10,710,500	1,710,500	1,000,000	1,000,000	1,000,000	1,000,000	1,000,000	4,000,000
Sidewalks and Streetscapes	Sidewalks and Streetscapes Routine Capital Improvements	Various	Various	Various	Various	Various	4,732,094	-	4,697,094	275,000	1,887,094	330,000	330,000	335,000	335,000	1,240,000
Vehicles and Equipment	Public Safety Routine Capital Improvements	Various	Various	Various	Various	Various	4,601,050	-	4,601,050	487,000	2,007,000	343,000	195,000	205,000	210,000	1,154,050
Vehicles and Equipment	DPW Equipment Routine Capital Improvements	Various	Various	Various	Various	Various	2,823,224	-	2,823,224	168,090	365,000	80,000	18,034	350,000	-	1,842,100
Vehicles and Equipment	General Government Equipment Routine Capital Improvements	Various	Various	Various	Various	Various	370,000	-	419,000	10,000	130,000	155,000	10,000	10,000	25,000	79,000
Water and Sewer System	Water and Sewer System Routine Capital Improvements	Various	Various	WS	Various	Various	20,898,343	-	20,898,343	4,082,375	791,320	2,959,973	808,972	3,228,331	1,205,810	7,821,562
TOTAL							\$ 102,647,178	\$ -	\$ 102,511,578	\$ 8,044,715	\$ 14,926,939	\$ 8,526,740	\$ 6,607,289	\$ 8,532,131	\$ 3,151,810	\$ 52,906,954

City of Farmington  
Capital Improvement Plan  
Appendix A  
Buildings and Grounds

			Funding Source					Fiscal Year Ended June 30						
Project Category	Project Name	Prioritization Rank	City	Fund	Outside		Total	2027	2028	2029	2030	2031	2032	2033-2036
					Outside	Source								
1 Buildings and Grounds	DPW Furniture	Necessary, Short Term	100%	GF	0%	N/A	\$ 50,000	\$ 50,000						
2 Buildings and Grounds	City Hall Public Safety Furniture	Necessary, Short Term	100%	GF	0%	N/A	50,000	50,000						
3 Buildings and Grounds	Clerks Office Furniture	Necessary, Short Term	100%	GF	0%	N/A	50,000	50,000						
4 Buildings and Grounds	City Hall Miscellaneous	Necessary, Short Term	100%	GF	0%	N/A	709,150			472,767	236,383			-
5 Buildings and Grounds	City Hall Floor Drains/Epoxy Truck Bay Floor	Necessary, Short Term	100%	GF	0%	N/A	60,000					60,000		
6 Buildings and Grounds	City Hall Roof Replacement	Necessary, Short Term	100%	GF	0%	N/A	500,000			500,000				-
7 Buildings and Grounds	City Hall Mechanical and Plumbing	Necessary, Short Term	100%	GF	0%	N/A	716,000							716,000
8 Buildings and Grounds	Public Safety Front Desk Ballistic Glass	Necessary, Short Term	100%	GF	0%	N/A	30,000		30,000					
9 Buildings and Grounds	City Hall South Truck Bay Door Replacement	Necessary, Short Term	100%	GF	0%	N/A	20,000			20,000				
10 Buildings and Grounds	9 Mile Retention Miscellaneous	Necessary, Short Term	100%	GF	0%	N/A	177,362		10,300					167,062
11 Buildings and Grounds	9 Mile Retention Boiler Replacement	Necessary, Short Term	100%	WS	0%	N/A	228,000			228,000				
12 Buildings and Grounds	DPW Buildings Miscellaneous	Necessary, Short Term	50%	GF	0%	W&S	2,748,100			316,000	371,100	300,000	300,000	1,461,000
13 Parking Lots	DPW Lot	Necessary, Short Term	100%	GF	0%	N/A	1,000,000			150,000	150,000	150,000		550,000
14 Buildings and Grounds	City Hall - Exterior Lighting	Necessary, Long Term	100%	GF	0%	N/A	78,500							78,500
15 Buildings and Grounds	Renovation of Firearms Range	Necessary, Long Term	100%	GF	0%	N/A	1,000,000							1,000,000
16 Buildings and Grounds	Drake Park Storage	Necessary, Long Term	100%	GF	0%	N/A	100,000							100,000
TOTAL			16				\$ 7,517,112	\$ 150,000	\$ 40,300	\$ 1,686,767	\$ 757,483	\$ 510,000	\$ 300,000	\$ 4,072,562

City of Farmington  
Capital Improvement Plan  
Appendix A  
Drains

Project Category	Project Name	Prioritization Rank	Funding Source					Fiscal Year Ended June 30						
			City	Fund	Outside	Source	Total	2027	2028	2029	2030	2031	2032	2033-2036
1 Drains	Caddell Drain System Improvements	Urgent	100%	General	0%	N/A	\$ 178,500		\$ 59,500	\$ 119,000				
TOTAL		1					\$ 178,500	\$ -	\$ 59,500	\$ 119,000	\$ -	\$ -	\$ -	\$ -

DRAFT

City of Farmington  
Capital Improvement Plan  
Appendix A  
Parking Lots

Parking Lots			Funding Source					Fiscal Year Ended June 30							
			City	Fund	Outside	Source	Total	2027	2028	2029	2030	2031	2032	2033-2036	
Project Category	Project Name	Prioritization Rank													
1 Parking Lots	Routine Parking Lot Maintenance	Necessary, Short Term	100%	GF	0%	N/A	\$ 153,000	\$ 11,000	\$ 12,000	\$ 13,000	\$ 14,000	\$ 15,000	\$ 16,000	\$ 72,000	
2 Parking Lots	Downtown Parking Lot	Necessary, Short Term	20%	GF	80%	Private	1,600,000	200,000	1,400,000						
3 Parking Lots	Mailbox	Necessary, Short Term	100%	GF/DDA	0%	N/A	80,000			80,000					
4 Parking Lots	North Parking Lot Reconfiguration Connection	Necessary, Short Term	100%	GF/DDA	0%	N/A	125,000	15,000	110,000						
5 Parking Lots	City Hall East Lot	Necessary, Short Term	100%	GF	0%	N/A	570,000	80,000							490,000
6 Parking Lots	Parking Study	Necessary, Short Term	0%	GF/DDA	100%	State	95,000			45,000					50,000
7 Parking Lots	State Street Lot	Necessary, Long Term	100%	GF/DDA	0%	N/A	55,000								55,000
8 Parking Lots	West Lot	Necessary, Long Term	100%	GF/DDA	0%	N/A	70,000								70,000
TOTAL		8					\$ 2,748,000	\$ 306,000	\$ 1,522,000	\$ 138,000	\$ 14,000	\$ 15,000	\$ 16,000	\$ 737,000	

City of Farmington  
Capital Improvement Plan  
Appendix A  
Recreation and Culture

Project Category	Project Name	Prioritization Rank	Funding Source					Fiscal Year Ended June 30						
			City	Fund	Outside	Source	Total	2027	2028	2029	2030	2031	2032	2033-2036
1 Recreation and Culture	Theater Basement Waterproofing	Urgent	100%	CIF	0%	N/A	\$ 30,000	\$ 30,000						
2 Recreation and Culture	Shiawassee and Drake Team Bench Area Improvements	Necessary, Short Term	50%	GF	50%	SFBI	28,000		28,000					
3 Recreation and Culture	Theater Roof Repair	Necessary, Short Term	100%	Theater	0%	N/A	10,000	10,000						
4 Recreation and Culture	Theater Overhead Lighting	Necessary, Short Term	100%	Theater	0%	N/A	18,000	18,000						
5 Recreation and Culture	Theater Exhaust/AC Downstairs Project	Necessary, Short Term	100%	Theater	0%	N/A	15,000	15,000						
6 Recreation and Culture	Theater Renovate Outdoor Signage and Canopy	Necessary, Short Term	100%	Theater	0%	N/A	30,000		30,000					
7 Recreation and Culture	Theater New Data Conduit	Necessary, Short Term	100%	Theater	0%	N/A	12,000	12,000						
8 Recreation and Culture	Public Art - trailheads, murals, and other	Necessary, Short Term	100%	DDA	0%	N/A	40,000	10,000	10,000	10,000	10,000	10,000	10,000	40,000
9 Recreation and Culture	Box Office Reconfiguration	Necessary, Short Term	100%	Theater	0%	N/A	22,000	22,000						
10 Recreation and Culture	Riley/Sundquist Pavillion Electrical Upgrades	Necessary, Short Term	100%	GF	0%	N/A	20,000	20,000						
11 Recreation and Culture	Recreation Master Plan Update	Necessary, Short Term	100%	GF		N/A	70,000					30,000		40,000
12 Recreation and Culture	Riley /Sundquist Park Garage Window/Door Enclosures	Necessary, Short Term	50%	DDA	50%	N/A	100,000		100,000					
13 Recreation and Culture	Riley /Sundquist Park West Patch Hardscape	Necessary, Short Term	100%	Grant/DDA	0%	N/A	24,000		24,000					
14 Recreation and Culture	Recylcing for Downtown, Syndicate, and Parks	Necessary, Short Term	100%	GF	0%	N/A	10,000		10,000					
15 Recreation and Culture	Theater Comprehensive Improvements	Necessary, Long Term	100%	Theater	0%	N/A	900,000							900,000
16 Recreation and Culture	Theater digital projectors (2)	Necessary, Long Term	100%	Theater	0%	N/A	140,000					140,000		
17 Recreation and Culture	Theater Concessions update	Necessary, Long Term	100%	Theater	0%	N/A	30,000				30,000			
18 Recreation and Culture	Riley/Sundquist Pavillion Floor Resurfacing	Necessary, Long Term	100%	GF	0%	N/A	20,000		10,000					10,000
19 Recreation and Culture	Riley/Sundquist Pavillion Painting	Necessary, Long Term	100%	GF	0%	N/A	10,000		10,000					
20 Recreation and Culture	Ice Rink Renovation	Necessary, Long Term	50%	GF	50%	Grant/Donation	250,000							250,000
21 Recreation and Culture	Gazebo In Front of Farmington Place	Necessary, Long Term	50%	GF	50%	Grant/Donation	33,700		12,100		10,800			10,800
22 Recreation and Culture	Theater Lighting Panels	Necessary, Long Term	100%	GF	0%	N/A	152,700							152,700
23 Recreation and Culture	Shipping Containers for Riley Park	Desired, Not Necessary	100%	DDA	0%	N/A	75,000		75,000					
24 Recreation and Culture	Riley/Sundquist Ice Rink Chiller Screen	Desired, Not Necessary	100%	DDA	0%	N/A	25,000				25,000			
25 Recreation and Culture	Riley/Sundquist Park Paver and Approaches	Desired, Not Necessary	50%	GF	50%	Grant	90,000		90,000					
26 Recreation and Culture	Riley/Sundquist Pavillion West Entryway Arch	Desired, Not Necessary	50%	GF	50%	DDA	20,000		20,000					
27 Recreation and Culture	Flanders Park Shelter	Desired, Not Necessary	100%	GF	0%	N/A	50,000				50,000			
28 Recreation and Culture	Grand River at Shiawassee Bridge Property Acquisition	Desired, Not Necessary	50%	CIA	50%	Grant	25,000			25,000				
29 Recreation and Culture	Memorial Park Improvements (Masonic Temple)	Desired, Not Necessary	50%	GF	50%	Grant	50,000			50,000				

City of Farmington  
Capital Improvement Plan  
Appendix A  
Recreation and Culture

Project Category	Project Name	Prioritization Rank	Funding Source					Fiscal Year Ended June 30						
			City	Fund	Outside		Total	2027	2028	2029	2030	2031	2032	2033-2036
					Outside	Source								
30 Recreation and Culture	Theater Seating	Under Consideraton	100%	Theater	0%	N/A	250,000		250,000					
31 Recreation and Culture	Drake Park Large Field Outfield Fence	Under Consideraton	0%	N/A	100%	SFBI	30,000		30,000					
TOTAL		31					\$ 2,640,400	\$ 137,000	\$ 699,100	\$ 85,000	\$ 125,800	\$ 180,000	\$ 10,000	\$ 1,403,500

DRAFT

City of Farmington  
Capital Improvement Plan  
Appendix A  
Roads

Roads			Funding Source					Fiscal Year Ended June 30							
			City	Fund	Outside	Source	Total	2027	2028	2029	2030	2031	2032	2033-2036	
Project Category	Project Name	Prioritization Rank													
1 Roads	Gill	Necessary, Short Term	100%	Street	0%	N/A	\$ 1,460,500	\$ 1,460,500							
2 Roads	Oakland and Drake Heights Concrete Patch	Necessary, Short Term	100%	Street	0%	N/A	250,000	250,000							
3 Roads	Road Program	Necessary, Long Term	100%	Street	0%	N/A	9,000,000	-	1,000,000	1,000,000	1,000,000	1,000,000	1,000,000	1,000,000	4,000,000
TOTAL		3					\$ 10,710,500	\$ 1,710,500	\$ 1,000,000	\$ 1,000,000	\$ 1,000,000	\$ 1,000,000	\$ 1,000,000	\$ 1,000,000	\$ 4,000,000

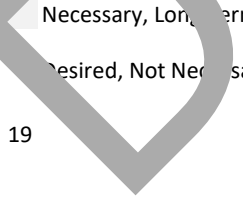
City of Farmington  
Capital Improvement Plan  
Appendix A  
Sidewalks and Streetscapes

			Funding Source					Fiscal Year Ended June 30						
Project Category	Project Name	Prioritization Rank			Outside		Total							
			City	Fund	Outside	Source		2027	2028	2029	2030	2031	2032	2033-2036
1 Sidewalks and Streetscapes	Sidewalk Replacement Program	Necessary, Short Term	100%	STREET	0%	N/A	\$ 2,250,000	\$ -	\$ 250,000	\$ 250,000	\$ 250,000	\$ 250,000	\$ 250,000	\$ 1,000,000
2 Sidewalks and Streetscapes	Thomas Street West of Warner	Necessary, Short Term	100%	STREET	0%	N/A	300,000		300,000					
3 Sidewalks and Streetscapes	Downtown Sidewalks	Necessary, Short Term	100%	DDA Street /	0%	N/A	200,000	20,000	20,000	20,000	20,000	20,000	20,000	80,000
4 Sidewalks and Streetscapes	Grand River Crosswalk Maintenance	Necessary, Short Term	100%	DDA	0%	N/A	20,000	20,000						
5 Sidewalks and Streetscapes	Grand River Planting Refresh	Necessary, Short Term	100%	DDA CIMF /	0%	N/A	100,000	15,000	100,000					
6 Sidewalks and Streetscapes	Promenade to Riley Park Connection Across Grand River	Necessary, Short Term	100%	DDA	0%	N/A	330,000	30,000	300,000					
7 Sidewalks and Streetscapes	Outdoor Seating and Grade Corrections Farmington Road Near Heights Brewer	Necessary, Short Term	100%	GF / DDA Street /	0%	N/A	100,000	100,000						
8 Sidewalks and Streetscapes	Grand River Pedestrian Crossings Including Refuge Island (5)	Necessary, Short Term	100%	DDA/CIA	0%	N/A	100,000		100,000					
9 Sidewalks and Streetscapes	Bus Stop Sidewalks and Shelter Construction (4 Locations)	Necessary, Short Term	20%	Street	80%	Grant	80,000		80,000					
10 Sidewalks and Streetscapes	Keyways to Bus Stops Throughout City	Necessary, Short Term	100%	Street	0%	N/A	50,000		50,000					
11 Sidewalks and Streetscapes	Drake Road Sidewalk, Shiawassee and Orchard Lake Intersections, Gill RFB	Necessary, Short Term	20%	CIMF	80%	Grant	632,094		632,094					
12 Sidewalks and Streetscapes	Rolling Tree Management Program	Necessary, Short Term	90%	STREET	10%	Grant Development	520,000	55,000	55,000	60,000	60,000	65,000	65,000	160,000
13 Sidewalks and Streetscapes	Outdoor Seating on Grand River Near Ground Control	Desired, Not Necessary	50%	DDA	50%	Grant	35,000	35,000						
TOTAL		13					\$ 4,732,094	\$ 275,000	\$ 1,887,094	\$ 330,000	\$ 330,000	\$ 335,000	\$ 335,000	\$ 1,240,000



City of Farmington  
Capital Improvement Plan  
Appendix A  
Public Safety Equipment

Public Safety Equipment			Funding Source					Fiscal Year Ended June 30						
			City	Fund	Outside	Source	Total	2027	2028	2029	2030	2031	2032	2033-2036
Project Category	Project Name	Prioritization Rank												
1 Vehicles and Equipment	Patrol Vehicles	Urgent	100%	GF	0%	N/A	\$ 1,325,000	\$ 115,000	\$ 120,000	\$ 125,000	\$ 130,000	\$ 135,000	\$ 140,000	\$ 560,000
2 Vehicles and Equipment	Vehicle Changeover/Emergency Equipment	Urgent	100%	GF	0%	N/A	610,000	50,000	50,000	55,000	55,000	60,000	60,000	280,000
3 Vehicles and Equipment	Taser Replacement	Urgent	100%	GF	0%	N/A	100,000	100,000						
4 Public Safety Equipment	Base Radio for Communications Room	Urgent	100%	GF	0%	N/A	10,000	10,000						
5 Vehicles and Equipment	Administration Vehicles	Necessary, Short Term	100%	GF	0%	N/A	115,000			55,000				60,000
6 Vehicles and Equipment	Camera Replacements	Necessary, Short Term	100%	GF	0%	N/A	20,000	20,000						
7 Vehicles and Equipment	Fire Turnout Gear	Necessary, Short Term	100%	GF	0%	N/A	106,050	12,000						94,050
8 Vehicles and Equipment	In-Car Computers	Necessary, Short Term	100%	GF	0%	N/A	27,000		27,000					
9 Vehicles and Equipment	Gun Range Maintenance Program	Necessary, Short Term	100%	GF	0%	N/A	100,000	10,000	10,000	10,000	10,000	10,000	10,000	40,000
10 Vehicles and Equipment	Ladder Truck	Necessary, Short Term	100%	GF	0%	N/A	1,800,000		1,800,000					
11 Public Safety Equipment	Ballistic Helmets (6-8)	Necessary, Short Term	100%	GF	0%	N/A	25,000			25,000				
12 Public Safety Equipment	Ballistic Speed Plates (Rifle Protection)	Necessary, Short Term	100%	GF	0%	N/A	30,000			30,000				
13 Public Safety Equipment	Automatic External Defibrillators (10)	Necessary, Short Term	100%	GF	0%	N/A	25,000	25,000						
14 Public Safety Equipment	Dual Purpose Gear/Hose Dryer	Necessary, Short Term	100%	GF	0%	N/A	18,000			18,000				
15 Public Safety Equipment	Turn Out Gear - Second Set for All	Necessary, Short Term	100%	GF	0%	N/A	115,000	115,000						
16 Public Safety Equipment	Video Cameras MultiDimentional Cameras	Necessary, Short Term	100%	GF	0%	N/A	30,000	30,000						
17 Public Safety Equipment	Polaris ATV for Festivals, Events, Parades	Necessary, Short Term	100%	GF	0%	N/A	25,000			25,000				
18 Vehicles and Equipment	Thermal Imaging Camera	Necessary, Long Term	60%	GF	40%	RAP Grant	10,000							10,000
19 Vehicles and Equipment	K-9 Program	Desired, Not Necessary	100%	GF	0%	N/A	110,000	-						110,000
TOTAL			19				\$ 4,601,050	\$ 487,000	\$ 2,007,000	\$ 343,000	\$ 195,000	\$ 205,000	\$ 210,000	\$ 1,154,050



City of Farmington  
Capital Improvement Plan  
Appendix A  
DPW Equipment

			Funding Source					Fiscal Year Ended June 30						
Project Category	Project Name	Prioritization Rank	City	Fund	Outside	Source	Total	2027	2028	2029	2030	2031	2032	2033-2036
1 Vehicles and Equipment	Exmark 60" Laser Mower	Necessary, Short Term	100%	ISF	0%	N/A	\$ 56,034				\$ 18,034			\$ 38,000
2 Vehicles and Equipment	Caterpillar XN 9WM01504 #67	Necessary, Short Term	100%	ISF	0%	N/A	155,000		155,000					
3 Vehicles and Equipment	Dump Truck,Scraper,Plow & Spreader #6	Necessary, Long Term	100%	ISF	0%	N/A	280,000							280,000
4 Vehicles and Equipment	10 Ton Trailer #44	Necessary, Short Term	100%	ISF	0%	N/A	20,850	20,850						
5 Vehicles and Equipment	1989 Liberty Landscape Trailer #79	Necessary, Short Term	100%	ISF	0%	N/A	12,240	12,240						
6 Vehicles and Equipment	Leaf Loader #83	Necessary, Short Term	100%	ISF	0%	N/A	80,000		80,000					
7 Vehicles and Equipment	Tractor with Sidewalk Broom, Blower, Mower, Salt Spreader, Winter Mai	Necessary, Short Term	100%	ISF	0%	N/A	120,000	120,000						
8 Vehicles and Equipment	SCADA Field Equipment	Necessary, Short Term	100%	GF/WS	0%	N/A	15,000	15,000						
9 Vehicles and Equipment	Calcote Pedestal Calcium Pre-Wetter	Necessary, Long Term	100%	ISF	0%	N/A	12,500							12,500
10 Vehicles and Equipment	Ford F350 4X4 Pickup, GMC Pickup w/Plow #14	Necessary, Long Term	100%	ISF	0%	N/A	75,000							75,000
11 Vehicles and Equipment	GMC Extended Cab 4x4 Pickup w/Plow #1, 52	Necessary, Long Term	100%	ISF	0%	N/A	60,000		60,000					
12 Vehicles and Equipment	2023 GMC Dump Truck, Plow, Scaper and Spreader #9	Necessary, Long Term	100%	ISF	0%	N/A	300,000							300,000
13 Vehicles and Equipment	#16 Plow and Tool Box	Necessary, Long Term	100%	ISF	0%	N/A	80,000							80,000
14 Vehicles and Equipment	#11 Pickup with Plow and Utility Box	Necessary, Long Term	100%	ISF	0%	N/A	80,000							80,000
15 Vehicles and Equipment	Freightliner Step Van (2022) #13	Necessary, Long Term	100%	ISF	0%	N/A	200,000							200,000
16 Vehicles and Equipment	1994 Bandit Brush Chipper #4	Necessary, Long Term	100%	ISF	0%	N/A	70,000		70,000					
17 Vehicles and Equipment	2014 Freightliner Dump Truck,Scraper,Plow & Spreader #8	Necessary, Long Term	100%	ISF	0%	N/A	350,000					350,000		
18 Vehicles and Equipment	Leaf Loader #27	Necessary, Long Term	100%	ISF	0%	N/A	80,000			80,000				
19 Vehicles and Equipment	2001 MdlD185Q6JD Compressor w/Access	Necessary, Long Term	100%	ISF	0%	N/A	25,000							25,000
20 Vehicles and Equipment	Cold Patch Hot Box #57	Necessary, Long Term	100%	ISF	0%	N/A	40,000							40,000
21 Vehicles and Equipment	Van #15	Necessary, Long Term	100%	ISF	0%	N/A	100,000							100,000
22 Vehicles and Equipment	Vactor	Necessary, Long Term	100%	ISF	0%	N/A	600,000							600,000
23 Vehicles and Equipment	1990 BeuthIng Mdl B-60 Tandem Asphalt Roller #80	Necessary, Long Term	100%	ISF	0%	N/A	11,600							11,600
Total		23					\$ 2,823,224	\$ 168,090	\$ 365,000	\$ 80,000	\$ 18,034	\$ 350,000	\$ -	\$ 1,842,100

City of Farmington  
Capital Improvement Plan  
Appendix A  
General Government Equipment

			Funding Source					Fiscal Year Ended June 30						
Project Category	Project Name	Prioritization Rank	Outside					2027	2028	2029	2030	2031	2032	2033-2036
			City	Fund	Outside	Source	Total							
1 Vehicles and Equipment	Website Update	Necessary, Short Term	100%	GF	0%	N/A	\$ 49,000			\$ 15,000			\$ 15,000	\$ 19,000
2 Vehicles and Equipment	Storage	Necessary, Short Term	100%	GF	0%	N/A	65,000		65,000					
3 Vehicles and Equipment	Election Equipment Replacement	Necessary, Short Term	100%	GF	0%	N/A	55,000		55,000					
4 Vehicles and Equipment	Financial Software Upgrade	Necessary, Short Term	100%	GF	0%	N/A	130,000			130,000				
5 Vehicles and Equipment	IT Equipment	Necessary, Long Term	100%	GF	0%	N/A	120,000	10,000	10,000	10,000	10,000	10,000	10,000	60,000
TOTAL		5					370,000	\$ 10,000	\$ 130,000	\$ 155,000	\$ 10,000	\$ 10,000	\$ 25,000	\$ 79,000

City of Farmington  
Capital Improvement Plan  
Appendix A  
Water and Sewer

			Funding Source					Prior Years City		Fiscal Year Ended June 30						
Project Category	Project Name	Prioritization Rank	City	Fund	Outside	Outside Source	Total	Cost	Future City Cost	2027	2028	2029	2030	2031	2032	2033-2036
1 Water System	Water Reliability Study	Urgent	100%	WS	0%	N/A	\$ 75,000	-	\$ 75,000					\$ 75,000		
2 Water System	Pump Station Repairs	Urgent	100%	WS	0%	N/A	511,875	-	511,875	511,875						
3 Water System	Backup Generator	Urgent	100%	WS	0%	N/A	123,021	-	123,021						123,021	
4 Water System	Water Service Replacements	Urgent	100%	WS	0%	N/A	254,725	-	254,725						254,725	
5 Water System	Street Reconstruction/Main Replacement	Urgent	100%	WS	0%	N/A	11,770,000	-	11,770,000	2,000,000		2,160,000		2,335,000		5,275,000
6 Water System	Sewer Lining	Urgent	100%	WS	0%	N/A	5,175,000	-	5,175,000	575,000	575,000	575,000	575,000	575,000	575,000	1,725,000
7 Water System	Misc. Capital Needs	Necessary, Short Term	100%	WS	0%	N/A	2,201,222	-	2,201,222	208,000	216,320	224,973	233,972	243,331	253,064	821,562
8 Sewer System	9 Mile RTB Improvements	Necessary, Short Term	100%	WS	0%	N/A	787,500	-	787,500	787,500						
TOTAL		8					\$ 20,898,343	\$ -	\$ 20,898,343	\$ 4,082,375	\$ 791,320	\$ 2,959,973	\$ 808,972	\$ 3,228,331	\$ 1,205,810	\$ 7,821,562